



Announcement of FY2010 Business Results (April 2009 to March 2010)

May 12th, 2010

Tokyo Seimitsu Co., Ltd

Kazuo Fujimori, President

Kunimasa Ota, CFO



Cautionary Statement with respect to Forward-Looking Statements

Disclaimer:

- ◆ This presentation data and the information which our representatives present verbally contain “forward-looking statements” that are based on current best available information and policies.
- ◆ There are various factors such as world economic conditions and semiconductor/automobile market conditions which will directly and indirectly impact the Company’s results in the future.
- ◆ As a result, future outcomes may differ from those projected in this presentation.



Announcement of FY2010 (April 2009 – Mar 2010) Business Results

Agenda

- 16:00** **Opening**
- 16:00 – 16:15** **FY2010 Business Results**
Kunimasa Ohta, CFO
- 16:15 – 16:30** **FY2011 Forecasts**
Market Circumstances and Our Actions
Kazuo Fujimori, President
- 16:30 – 17:00** **Q&A**
- 17:30** **Closing**



FY2010 (April 2009- Mar 2010) Business Result

Unit: Billions of Yen	FY09	FY10	YoY	FY10 forecast Feb/10	Diff.
Sales	45.7	30.7	△32.8%	29.0	+1.7
Semiconductor	24.7	20.5	△17.3%		
Metrology	21.0	10.3	△51.1%		
Operating Income	△2.5	△ 1.6	-	△ 2.0	+0.4
Semiconductor	△5.9	△ 2.5	-		
<i>Operating Income Ratio</i>	-	-	-		
Metrology	3.5	0.9	△74.0%		
<i>Operating Income Ratio</i>	16.5%	8.8%	-		
Ordinary Income	△2.8	△ 1.9	-	△ 2.5	+0.6
Net Income	△11.2	△ 3.5	-	△ 4.3	+0.8



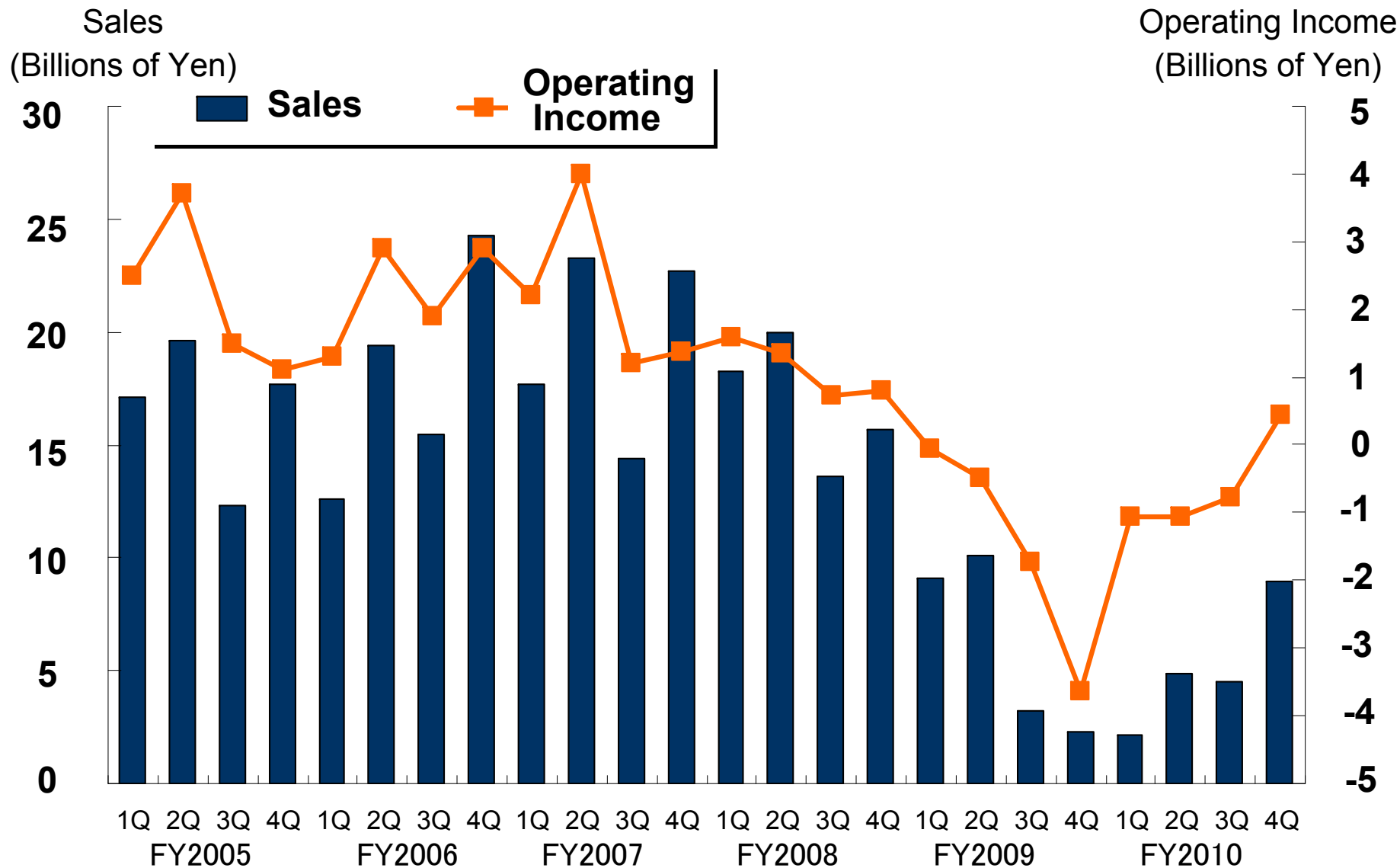
FY2010 (April 2009- Mar 2010) Business Result (Per half)

Unit: Billions of Yen

		FY09		FY10		YoY
		1H	2H	1H	2H	
Sales		31.8	13.9	11.5	19.3	+ 5.4
	Semiconductor	19.2	5.5	7.0	13.5	+ 8.0
	Metrology	12.6	8.4	4.5	5.7	Δ2.7
Operating Income		2.1	Δ4.6	Δ2.0	0.4	+ 5.1
	Operating income ratio	6.7%	-	-	2.4%	-
Ordinary Income		2.6	Δ5.4	Δ2.4	0.5	+ 5.9
Net Income		Δ0.2	Δ11.0	Δ3.8	0.3	+ 11.3



Trend of Semiconductor Business

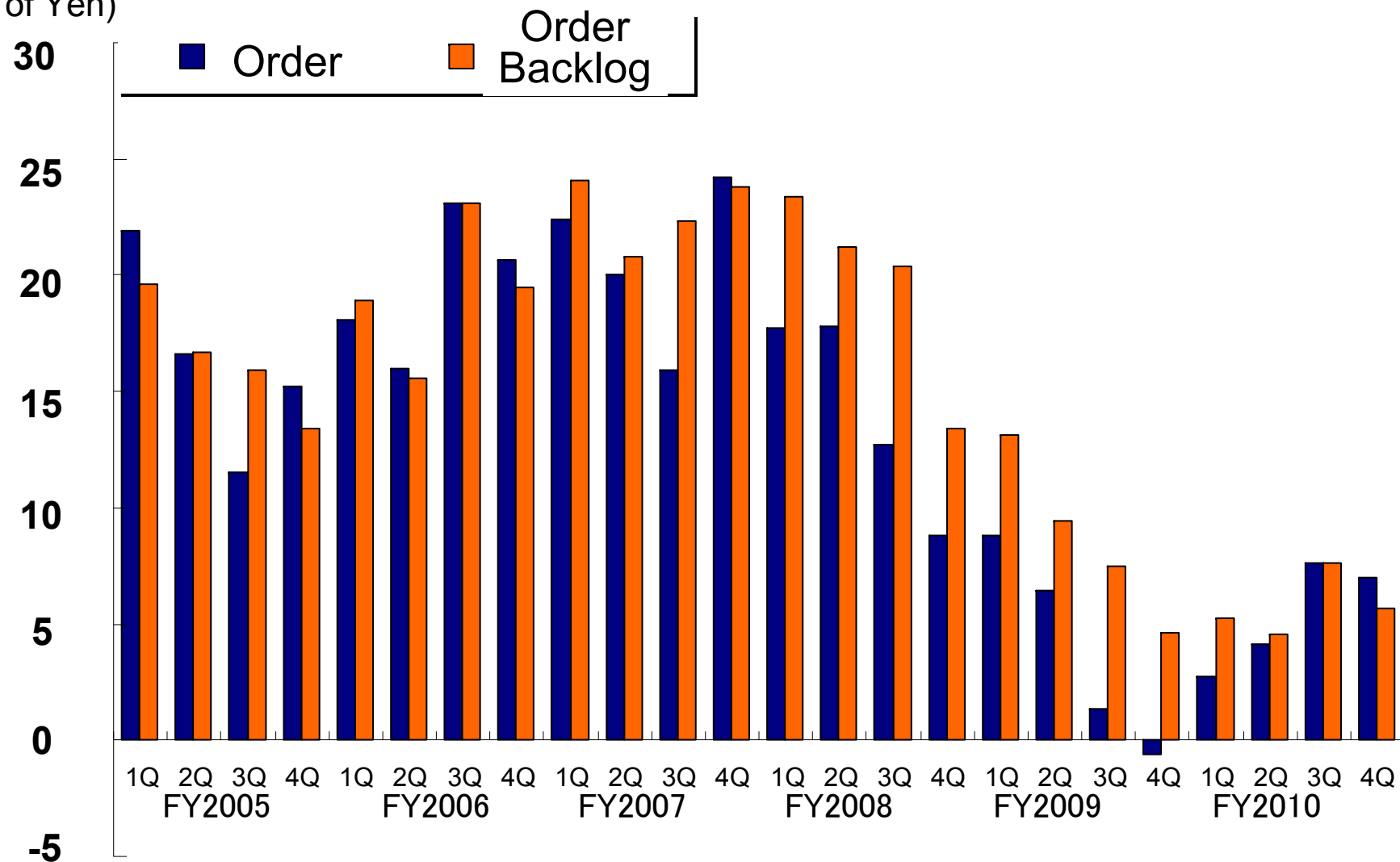


Copyright 2010 Tokyo Seimitsu Co., Ltd. All rights reserved.



Order Status of Semiconductor Business

(Billions of Yen)

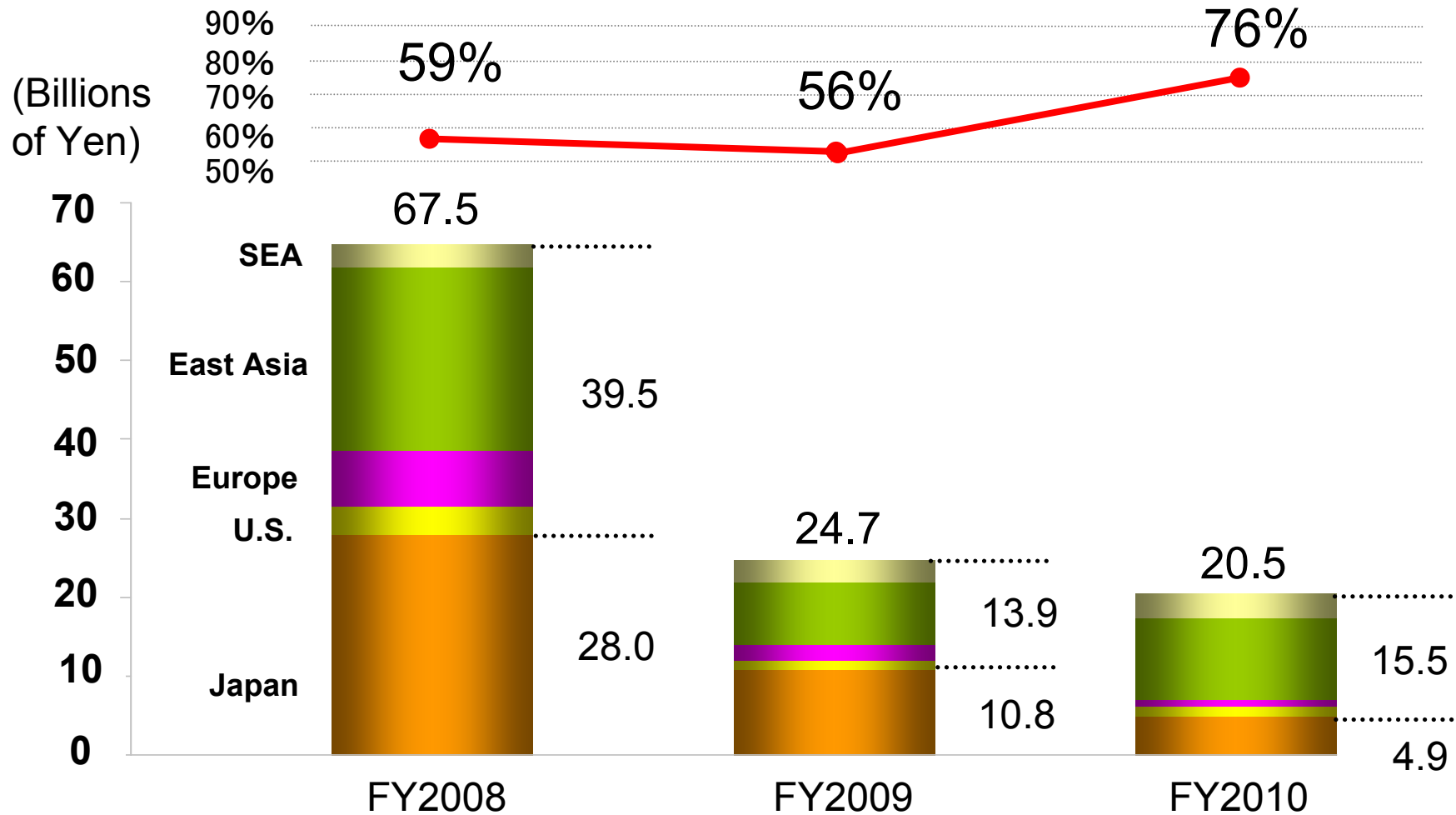


Copyright 2010 Tokyo Seimitsu Co., Ltd. All rights reserved.



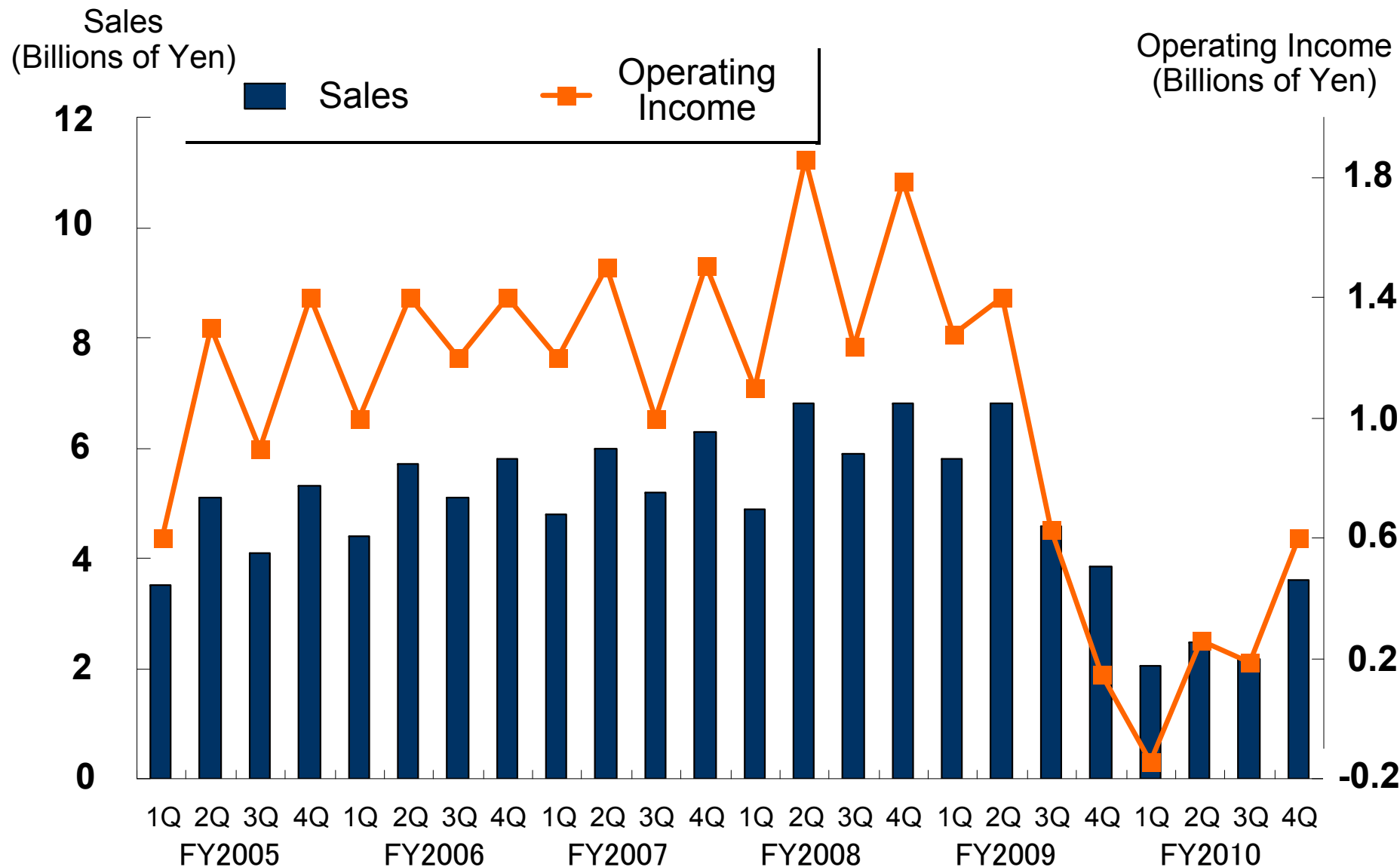
Semiconductor / Regional Sales

Overseas Sales





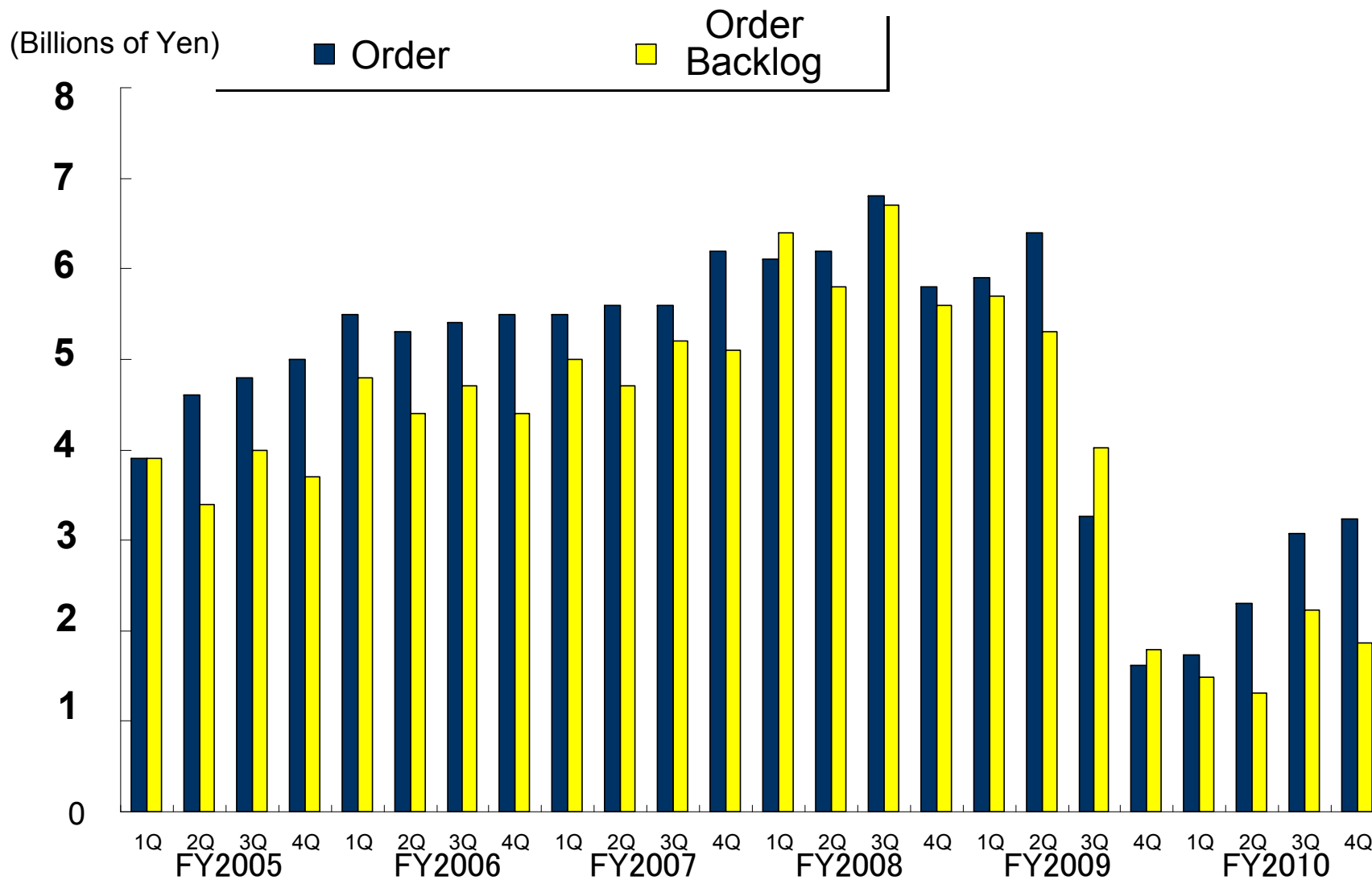
Trend of Metrology Business



Copyright 2010 Tokyo Seimitsu Co., Ltd. All rights reserved.

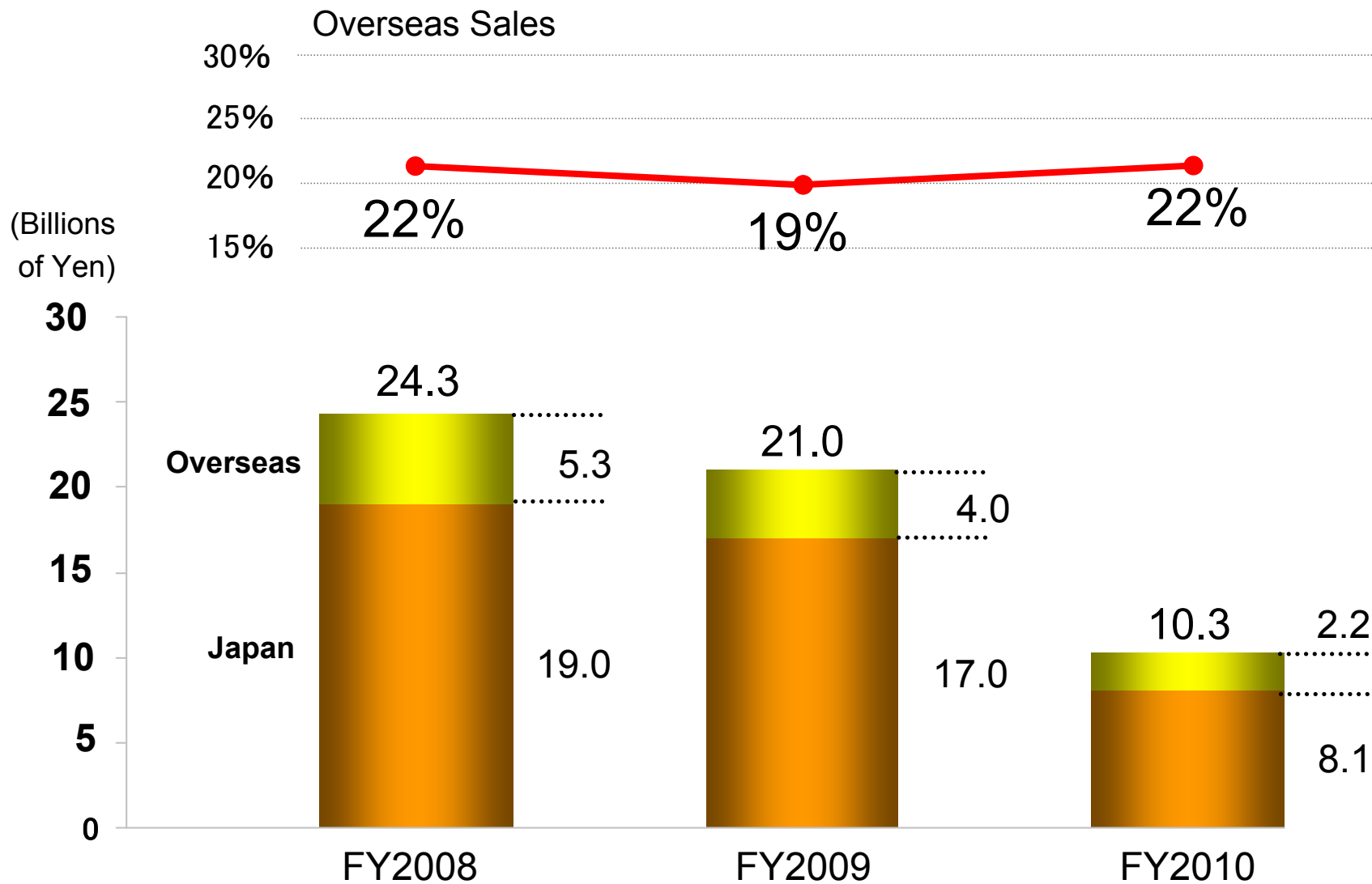


Order Status of Metrology Business





Metrology / Regional Sales





FY2010 (April 2009 - Mar 2010) Balance Sheet

(Billions of Yen)

Assets	Mar/E	Mar/E	Diff.	Liabilities	Mar/E	Mar/E	Diff.
	2009	2010			2009	2010	
Cash	17.6	12.1	Δ5.6	Accounts Payable	5.3	8.2	2.9
Accounts Receivable	11.9	15.5	3.6	Bond-Debt	14.6	5.2	Δ9.4
Inventories	18.0	12.7	Δ5.3	Other	5.0	2.3	Δ2.6
Other	2.8	1.5	Δ1.3	Total Current Liabilities	24.9	15.7	Δ9.2
Total Current Assets	50.3	41.7	Δ8.6	Total Fixed Liabilities	16.1	14.7	Δ1.4
Fixed Assets	31.6	27.8	Δ3.8	Total Liabilities	41.0	30.4	Δ10.6
Total Assets	81.8	69.5	Δ12.3	Net Assets	40.8	39.1	Δ1.8
				Total (Int. bearing debt)	81.8 (26.1)	69.5 (16.6)	Δ12.3 (Δ9.5)



FY2010 (April 2009 – Mar 2010) Cash Flow

(Billions of Yen)		FY2008	FY2009	FY2010
Opening Balance		16.8	15.7	17.6
From Operating Activities	Income before Tax, Interest & Depreciation	11.9	Δ 11.0	0.9
	(Receivables + Inventories) – Account Payable	3.1	14.8	4.7
	Tax Payment	Δ 4.7	Δ 2.6	Δ 0.3
	Allowance for employee retirements	0.1	Δ 0.3	Δ 1.0
	Others	Δ 0.4	2.0	Δ 2.2
Total		10.0	2.9	2.1
From Investing Activities		Δ 6.5	Δ 3.3	1.2
Free Cash Flow		3.5	Δ 0.4	3.3
From Financing Activities	Increase in Borrowings	Δ 2.6	4.2	Δ 9.5
	Dividend & other	Δ 2.2	Δ 1.6	1.0
	Total	Δ 4.8	2.6	Δ 8.9
Net Cash Increase		Δ 1.1	1.9	Δ 5.6
Closing Balance		15.7	17.6	12.0



Number of Employees

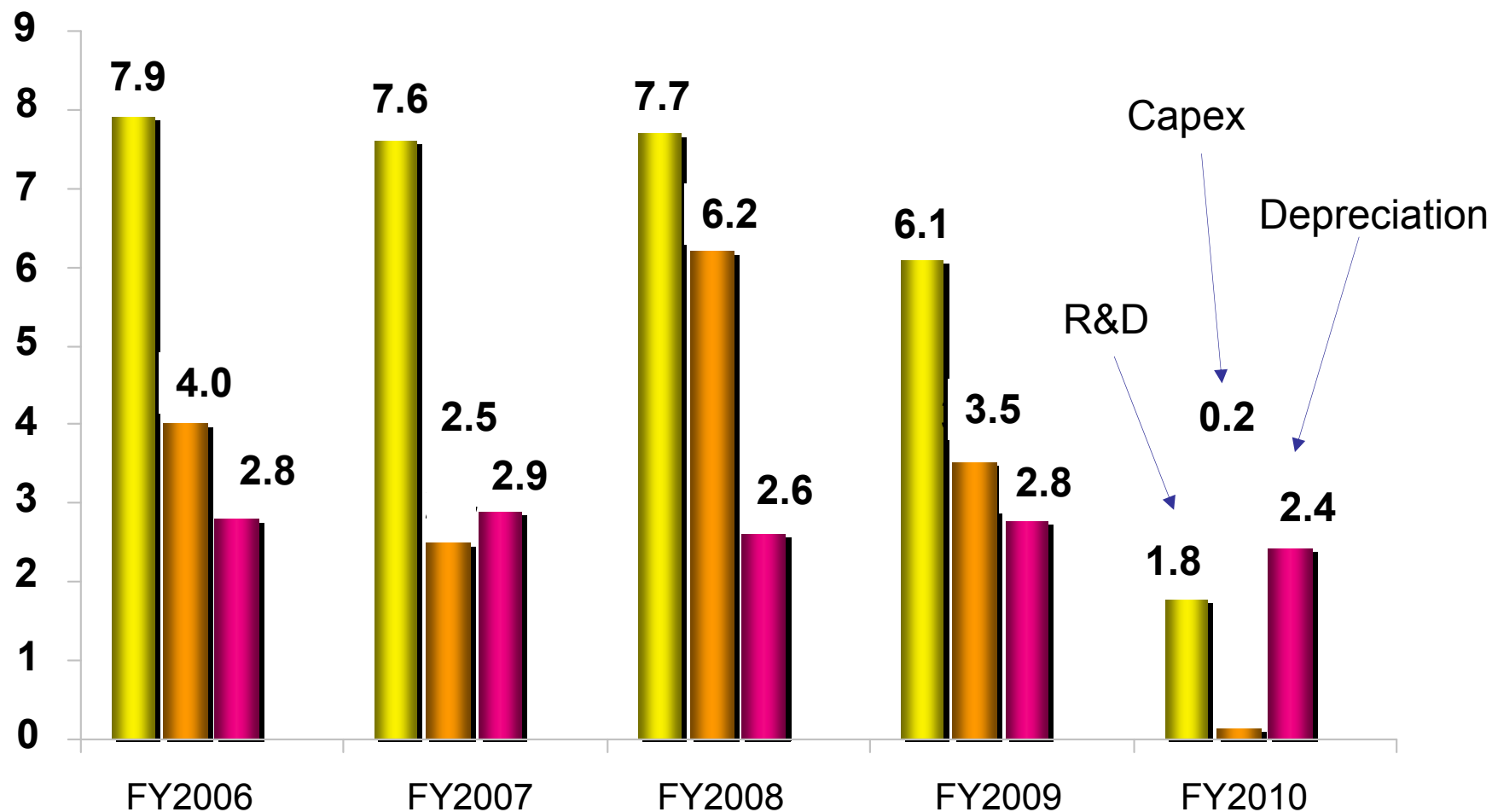
	Mar/E 2008	Sep/E 2008	Mar/E 2009	Sep/E 2009	Mar/E 2010
Total (Consolidated: Employees + Temporary Employees)	2,198	2,020	1,495	1,153	1,268

- ◆ Hired 70 Temporary Employees in 2nd half, FY2010 to increase manufacturing capacity



R&D, Capex & Depreciation

(Billions of Yen)





Market Circumstances

◆ Semiconductor Production Equipment

- Semiconductor Industry's factory utilization drastically improving
- Investment stance becomes positive

◆ Metrology Equipment

- Overseas market (China, India, SEA) is brisk
- Gentle recovery in Domestic Market (Small & Medium Enterprises)

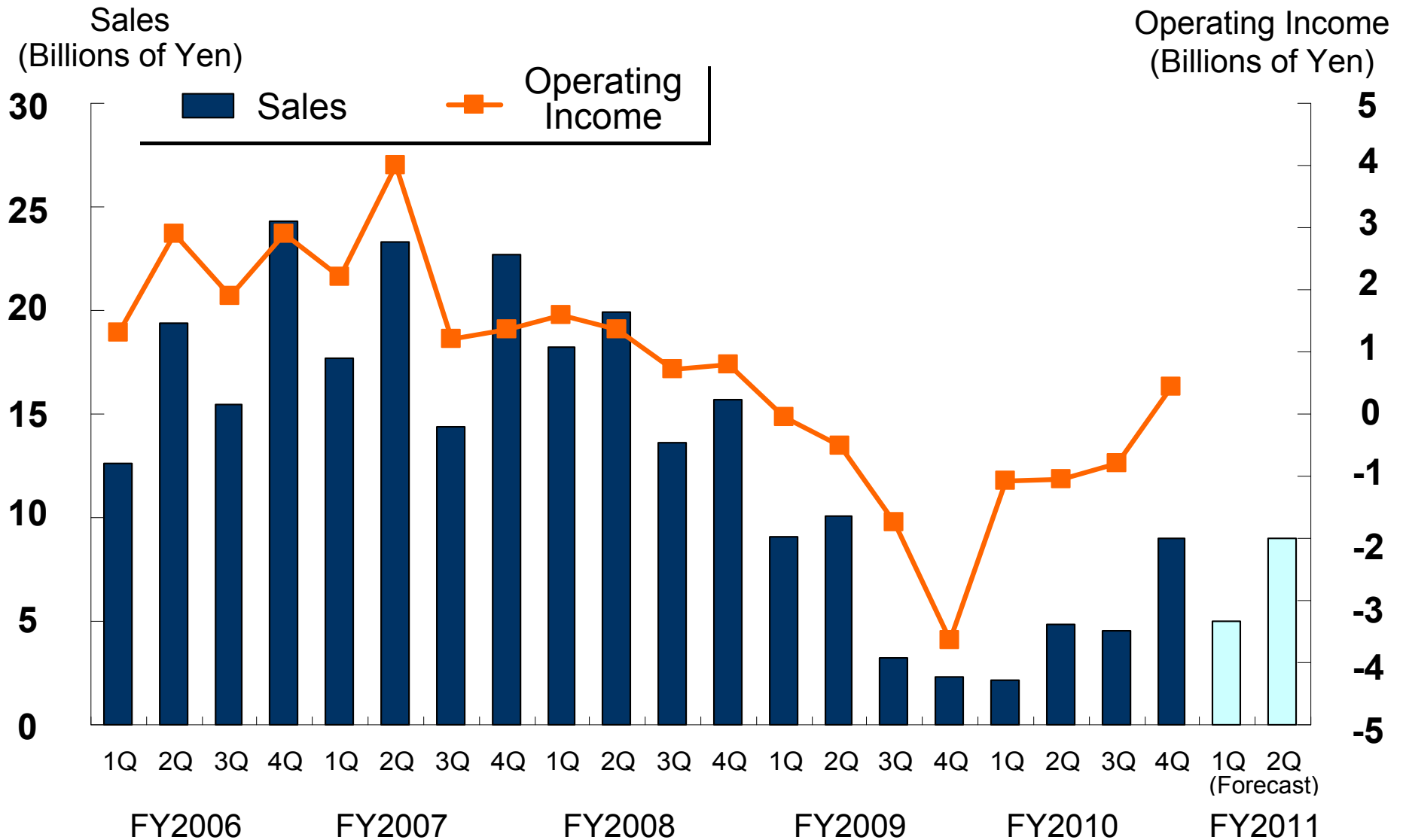


Forecast for FY2011

(Billions of yen)	FY2009		FY2010		FY2011 (Forecast)			
	1H	2H	1H	2H	1H	YoY	2H	YoY
Sales	31.8	13.9	11.5	19.2	20.0	+8.5	23.0	+3.8
Semiconductor	19.2	5.5	7.0	13.5	14.0	+7.0	16.5	+3.0
Metrology	12.6	8.4	4.5	5.7	6.0	+1.5	6.5	+0.8
Operating Income	2.1	Δ4.6	Δ 2.0	0.4	1.0	+3.0	2.0	+1.5
Operating Income Ratio	6.7%	-	-	2.4%	5.0%	-	8.7%	-
Ordinary Income	2.6	Δ5.4	Δ 2.4	0.5	0.7	+3.1	1.7	+1.2
Net Income	Δ0.2	Δ11.0	Δ 3.8	0.3	1.5	+5.3	1.6	+1.3
Dividend per share	15 Yen	0Yen	0Yen	0Yen	5Yen	+5Yen	To be announced	-



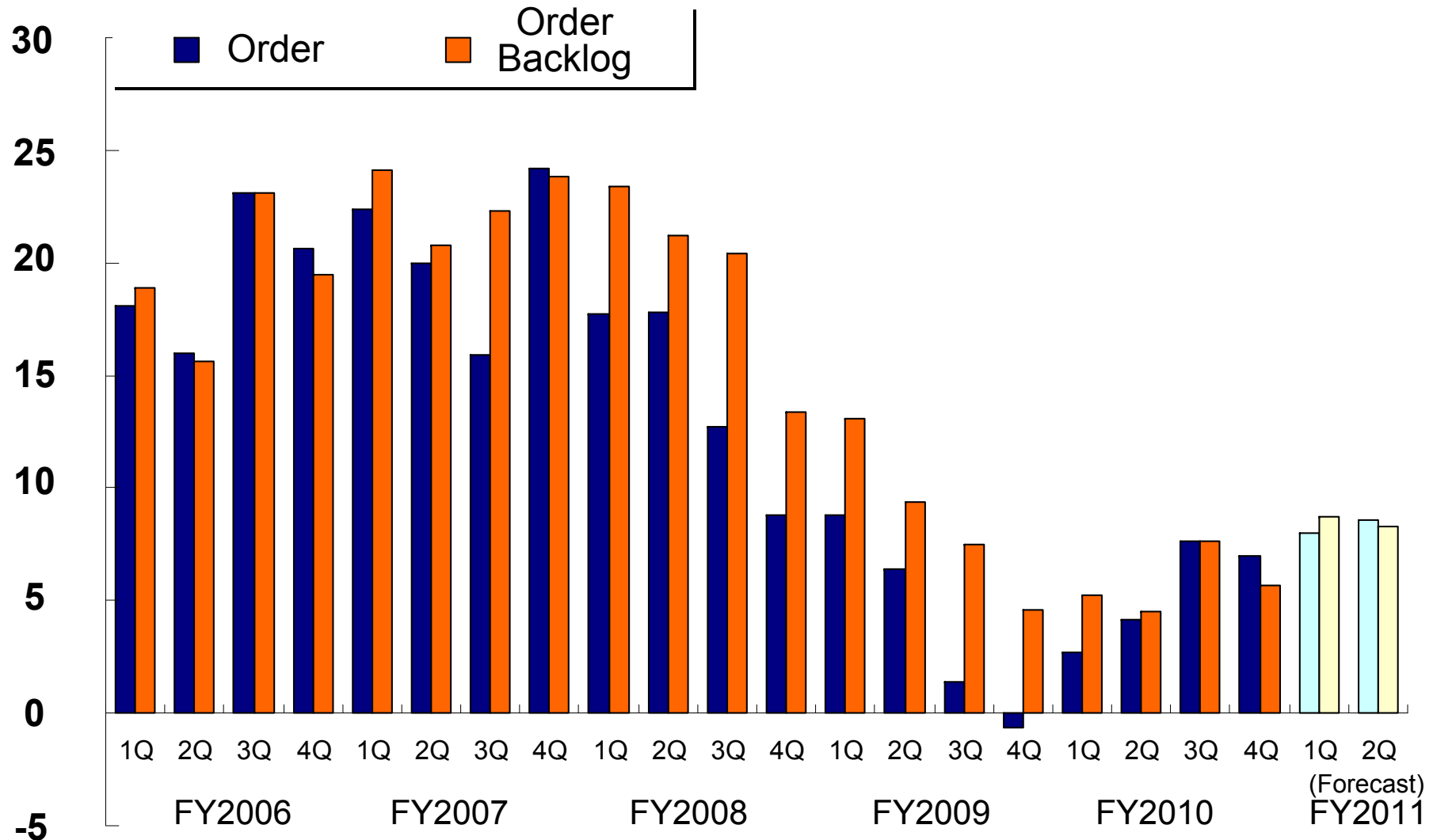
Trend of Semiconductor Business incl. Forecast





Order Status of Semiconductor Business incl. Forecast

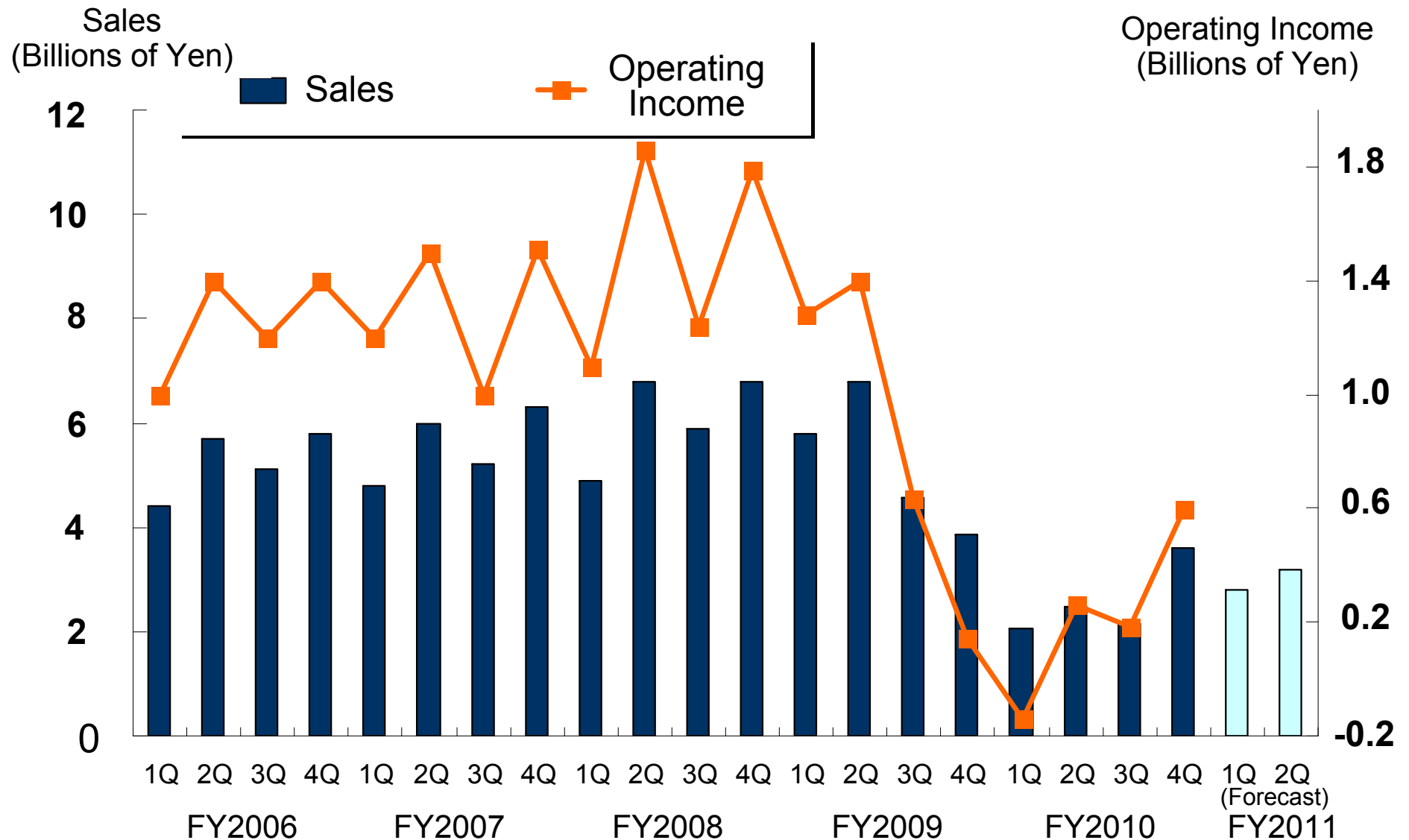
(Billions of Yen)



Copyright 2010 Tokyo Seimitsu Co., Ltd. All rights reserved.



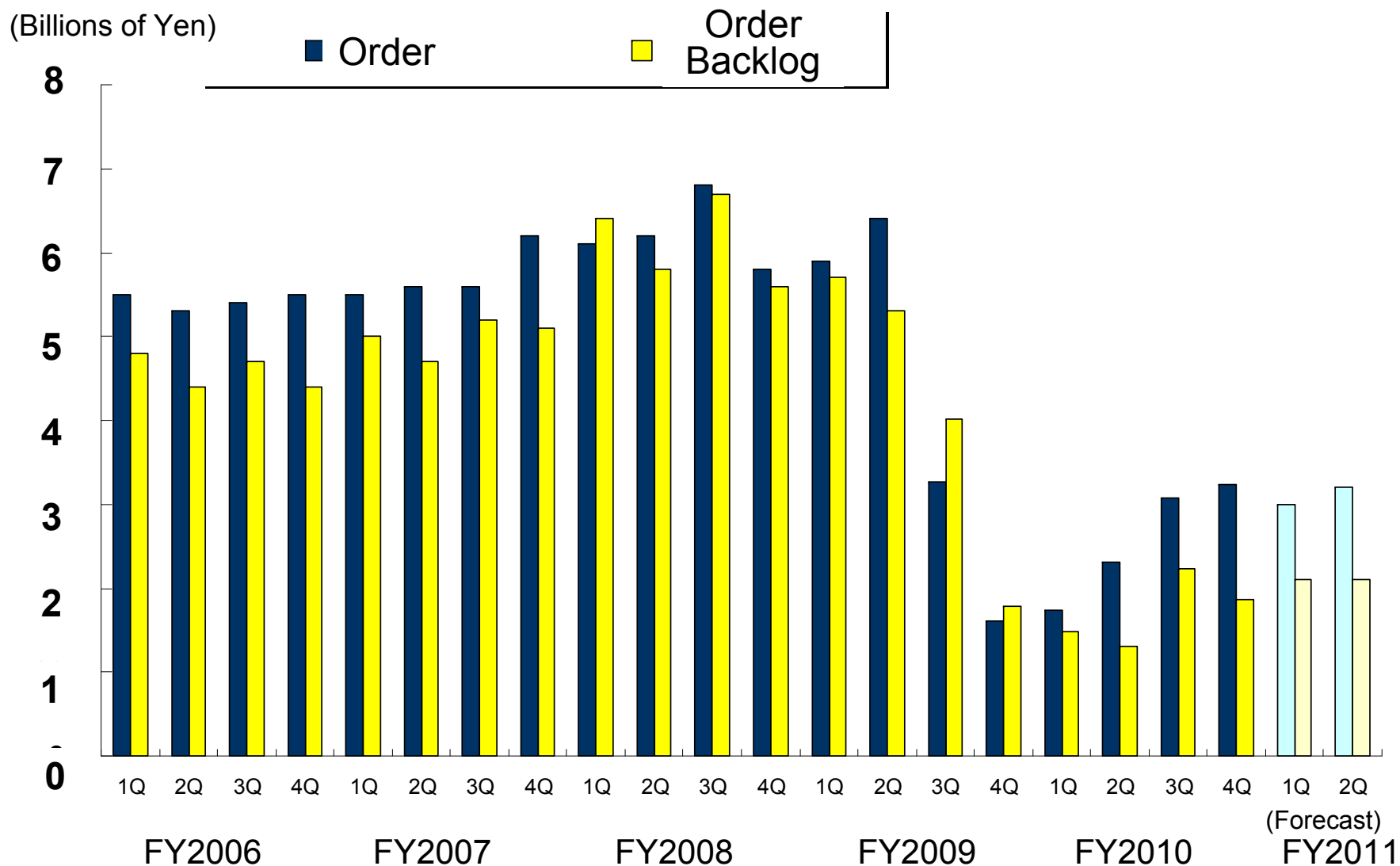
Trend of Metrology Business incl. Forecast



Copyright 2010 Tokyo Seimitsu Co., Ltd. All rights reserved.



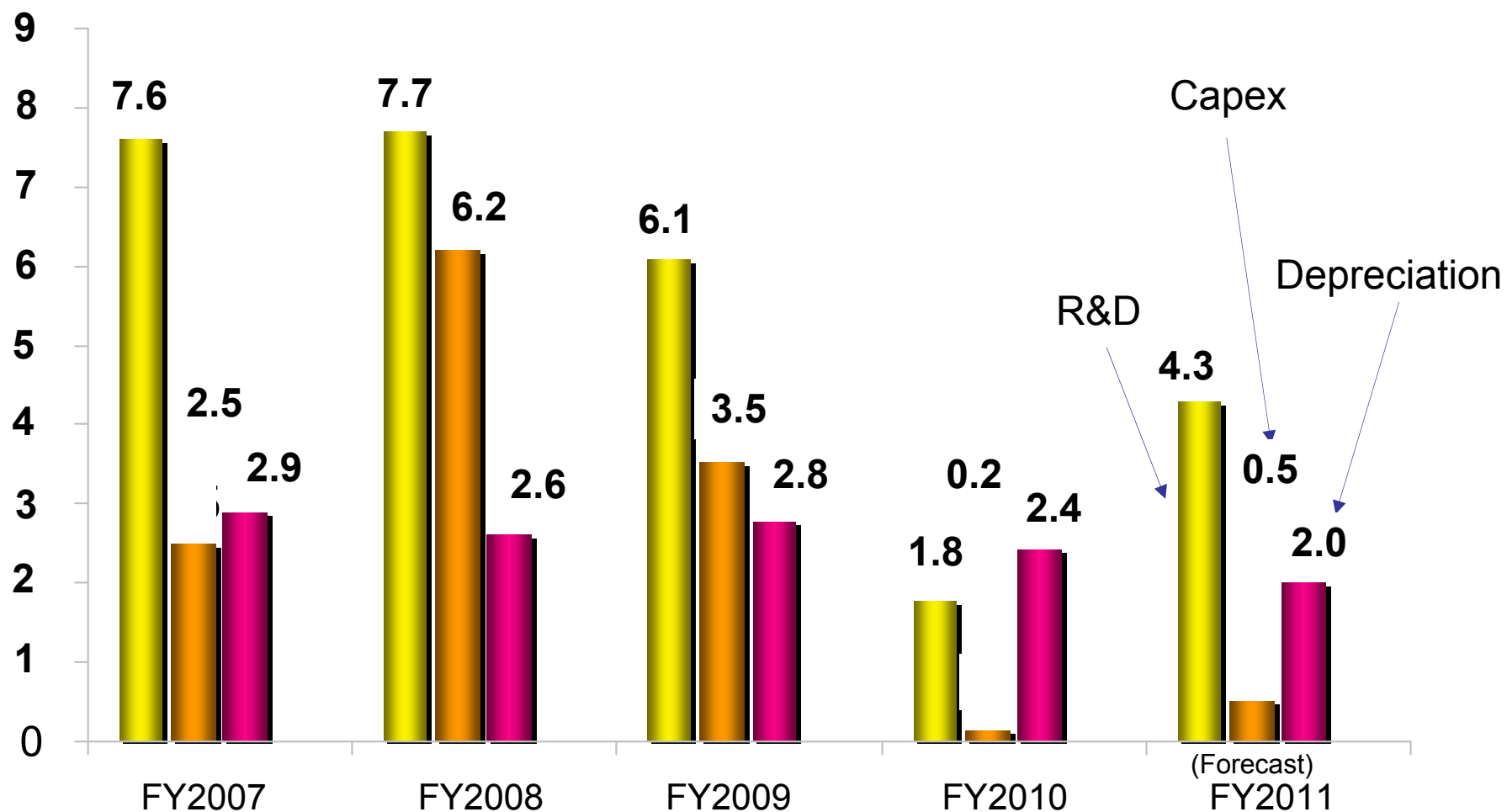
Order Status of Metrology Business incl. Forecast





R&D, Capex & Depreciation incl. Forecast

(Billions of Yen)





**ACCRETECH is
Tokyo Seimitsu**